



**WEBINAR**  
**Optimized workflow for rapid identification of neutralizing antibodies**

Rebecca Kreipke, PhD  
BioPharma Field Applications Scientist  
Molecular Devices



**NEW**  
On-demand Webinar

**Optimized workflow for rapid identification of neutralizing antibodies against viral particles**

Here, we demonstrate the steps from clonal selection to cell growth tracking to image-based assurance of monoclonality. The image-based monoclonality report is then generated to be included in the global licensing applications such as the Biologics License application (BLA) to the US Food and Drug Administration (FDA).

[View On-demand Webinar](#)

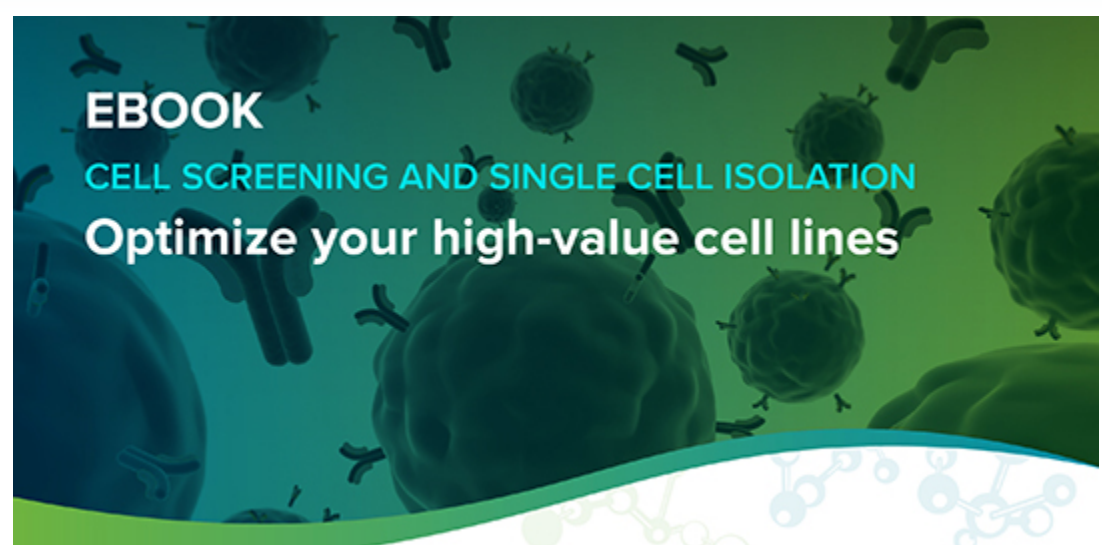


**NEW**  
Product Spotlight

**Absorbance validation plate**

The SpectraTest® ABS2 Validation Plate is our next generation, automated, absorbance validation tool for our microplate readers. Validate the optical performance of your reader with photometric accuracy tests that verify how close an absorbance measurement is to the true value.

[Learn More](#)

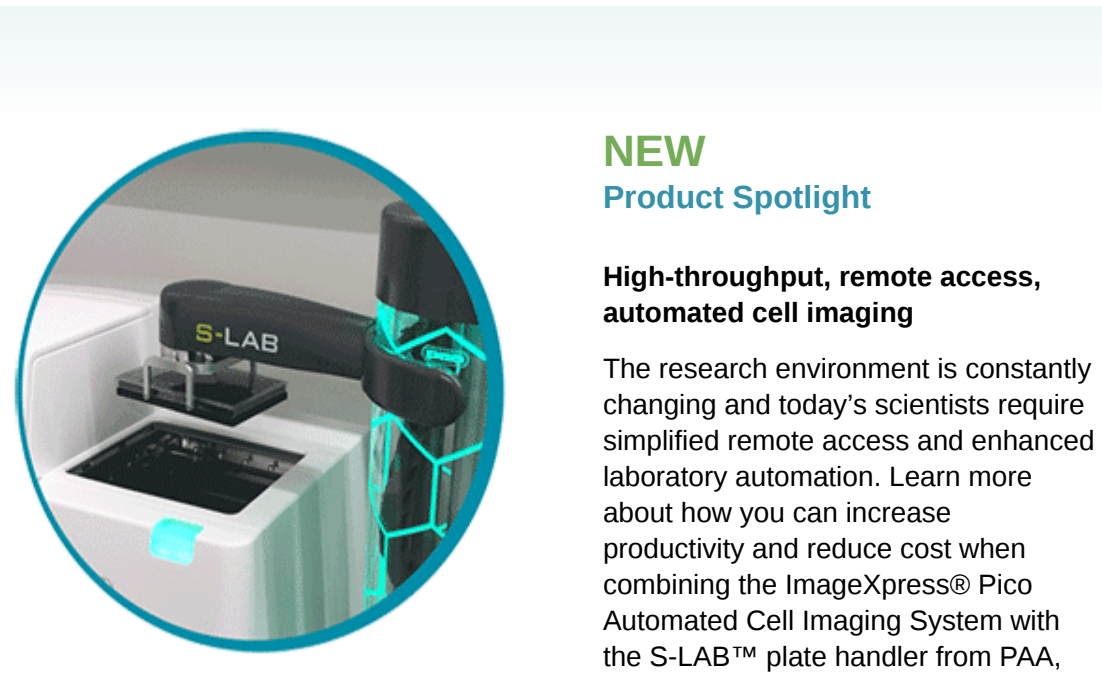


**NEW**  
eBook Spotlight

**Optimize your high-value cell lines**

In this eBook, we present an overview of the cell line development workflow as well as high-throughput solutions for accelerating the process, and enabling easier and faster selection of high-producing mammalian cell lines.

[Download eBook](#)



**NEW**  
Product Spotlight

**High-throughput, remote access, automated cell imaging**

The research environment is constantly changing and today's scientists require simplified remote access and enhanced laboratory automation. Learn more about how you can increase productivity and reduce cost when combining the ImageXpress® Pico Automated Cell Imaging System with the S-LAB™ plate handler from PAA, and the SCILA incubator from Inheco.

[Read More](#)



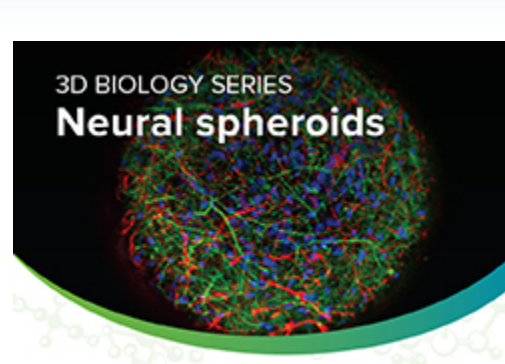
**NEW**  
eBook Spotlight

**Software compliance for GMP/GLP labs**

Achieve FDA 21 CFR Part 11 compliance with SoftMax® Pro GxP Software. Streamlined workflows assure data integrity and every step is optimized to simplify analysis and reporting to support our microplate readers.

- Record all actions with the system audit trail
- Maintain data integrity with eSignatures
- Enable enterprise-level document sharing with Microsoft SQL database
- Gain complete control over file access permissions
- Reduce IT support for password changes with Windows Active Directory

[Download eBook](#)



**NEW**  
**Neural spheroids in 3D biology**

To accelerate the development of effective and safe drugs, there is an increasing need for more complex, biologically relevant, and predictive cell-based assays for drug discovery and toxicology screening.

[View Webinar & App Note](#)



**NEW**  
**Organ-on-a-chip in 3D biology**

See how quantitative analysis of angiogenic sprouting is performed and learn more about the physiologically relevant tissue models that have been developed using MIMETAS OrganoPlates®.

[View Webinar & App Note](#)

**EVENTS**

**Analytica Virtual 2020**  
October 19-23, 2020 | Europe

**Organoids: Modelling Organ Development and Disease in 3D Culture**  
October 21-24, 2020 | Europe

**Future Labs Live - Virtual**  
November 17-18, 2020 | North America

**Cell Bio - Virtual**  
December 2-16, 2020 | North America

**Antibody Engineering - Virtual**  
December 13-17, 2020 | North America

**SLAS 2021 - Virtual**  
January 25-27, 2021 | North America