

# Certificate of Analysis

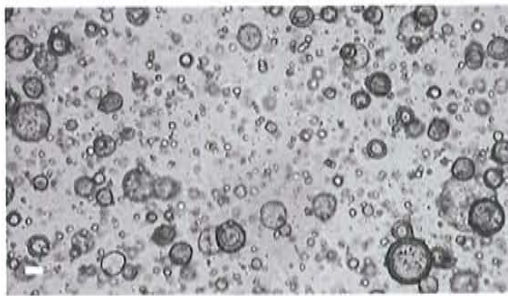
Item number: OES-ISO78-CXP1  
 Lot number: CXP1-096  
 Line ID: ISO78

CofA Issue: 1

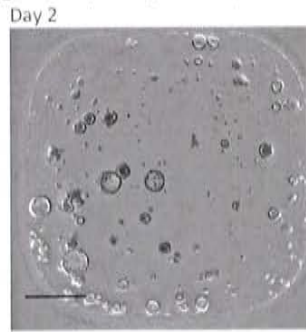
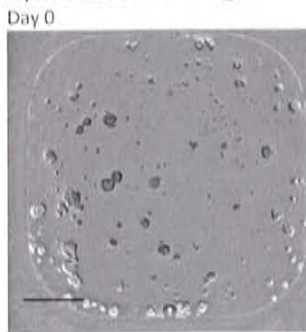
Donor Age/Sex: 66/Female  
 Species: Human  
 Tissue: Colorectal Cancer  
 Volume per vial: ≥0.5 mL  
 Date frozen: 06 AUG 2024  
 Format: Organoids stored in freezing medium  
 Storage conditions: Store at -150°C  
 Usage: For research use only – organoids are single use only and not to be passaged for repeated use or for other organoid expansion processes

Characteristic	Specification	Result
Passage number	Not applicable	P40
Average organoids per vial	≥100,000	152,467
Average organoid size post thaw	Report results	39.34 μm
Growth after recovery (Visual observation)	Growth observed over 7 days	Growth observed over 7 days
Mycoplasma (PCR based assay)	Not detected	Not detected
Viral screening HIV-1, HIV-2 HBV CMV EBV HPV (PCR based assay)	Not detected Not detected Not detected Not detected Not detected	Not detected Not detected Not detected Not detected Not detected
Sterility Bacteria, yeast and fungi (Direct inoculation)	Not detected	Not detected

Representative image of organoids in culture:  
 4x magnification  
 scale bar = 100μm



Representative images following thaw (4x magnification, scale bar = 700μm)



# Certificate of Analysis



Item number: OES-ISO78-CXP1  
Lot number: CXP1-096  
Line ID: ISO78

CofA Issue: 1

Written by:			
Name	Role	Signature	Date
Kim Luetchford	Senior Scientist		16 SEP 2024

QA approval:			
Name	Role	Signature	Date
Ben Jones	QA specialist	C.B Jones	17 Sep 2024